



WICKERSLEY
PARTNERSHIP
TRUST

Edition 10
May
2026

GEOGRAPHY

Curriculum Newsletter

YEAR 11

Contact



Brooke Fields
WPT Geography Subject
Director
bfields@cliftonschoo.org



Curriculum Intent

At Wickersley Partnership Trust we understand that getting the curriculum right for each and every individual student is the single most important factor in ensuring progress, encouraging positive engagement and raising aspirations.

We want all students to leave able and qualified to play their full part in an ever-changing world through an ambitious, creative and innovative curriculum, which empowers students with the skills, knowledge and attributes to allow them to succeed in their next phase of education and their working life.

The Geography curriculum is designed to develop curiosity about the world and its people to unlock the key to their future.

Year 11 Curriculum

During Year 11, students will cover a variety of topics. Click on the below to explore.

Physical Landscapes

In this section of the specification, students study key processes and features of physical landscapes.

Physical Fieldwork

In this section of the specification, students apply their knowledge and skills of the enquiry process to investigate the sustainability of regeneration in Sheffield city centre.

Urban Landscapes

In this section of the specification, students study key processes and features of urban landscapes.

Resources

In this section of the specification, students study the issues surrounding the management of food, water and energy resources in our changing world. Students focus on energy resources considering the issues around energy insecurity.

Assessment Points

Students are assessed on their GCSE paper exams, coursework and fieldwork throughout the year. Exams are split into three papers over May and June.

Immerse Yourself

BBC Bitesize Geography






Tutor2U GCSE Geography Revision



KS4 Seneca Geography Revision



-  Develop Skills
-  Tests and Topics
-  Geography Revision at home

Students should use AQA Geography resources

- Tutor2U
- BBC bitesize
- Internet Geography

Test Your Knowledge with Quizlet...

Quizlet's Y11 Geography flashcards are a fantastic way to memorise relevant Geography terms to help you with your studies. Click on the icon below to start!



Praise and Reward

Our rewards system can be broadly split into four categories: classroom level, subject level, school level and privilege rewards. We'll focus on classroom and subject rewards here - for more information about our rewards schemes, please see our website.

CLASSROOM LEVEL REWARDS

Awarded for: working hard, taking risks and rising to a challenge, making mistakes and learning from them, helping others, and taking pride in the school community.

Rewarded by: praise postcards, positive phone calls to parents/carers, positive text messages home, and lesson based prizes.

SUBJECT LEVEL REWARDS

Reward scheme: Star of the Week, Curriculum Awards (Subject/School Way, Participation, Working with Pride, Embracing the Whole Curriculum), High Flyer, Extra Mile, Most Improved.

Rewarded by: names displayed on reward boards, certificates, social media posts.

Broadening Horizons

Our intent is that all students have a full understanding of how to develop themselves as well rounded citizens, maintain healthy relationships and understand how to keep themselves safe both online and in their day-to-day life.

We want all students to know what options are open to them in the future and understand the routes they have in order to progress on their life journey.

- Year 11 students have taken part in a fieldtrip to Sheffield City Centre where they could collect primary data on the regeneration of this unique urban environment
- Wider opportunities through residential, Camps International, charitable work and our Duke of Edinburgh provision



Duke of Edinburgh - Geography Camp Residential

The DofE Geography and Geology camp offers a fantastic opportunity to extend your experience and knowledge. This course is aimed at students with an interest in geology and geography, whether they have studied the subject formally or not. Click on the logo to find out more.

Internet Geography

This is a great source of information for revision. It also contains climate activist articles, and case studies that will give a helpful insight to the reality of climate change and current environmental projects going ahead to help our planet. Click on the logo to find out more.



Careers

We run a series of 'Careers in the Curriculum' weeks in our school. For Geography, this week takes place in May.

Students take part in activities to encourage them to think about how what they learn in the classroom can be applied in a number of future careers.

One of the career paths discussed was being a Volcanologist, within this role, they balance the risk and reward of such a dangerously exciting profession. Click on the image below to watch a video and find out more!



The Geography Way

The Geography Way is followed and referred to in all lessons. The Geography Way has two main purposes. Firstly, to teach students the vital skills they need to achieve their full potential and gain the very best grades they can. Secondly, to teach students how each subject relates to the wider world, incorporating the life skills they will learn.

An infographic titled "THE GEOGRAPHY WAY" with a green circular logo in the top right corner. The infographic lists several key practices: "WE EXPLAIN OUR REASONS USING CONNECTIVES" (with a sub-note: "We explain both sides of the geographical argument where asked to"), "WE USE OUR OWN EXPERIENCES OF THE WORLD" (with a sub-note: "We consider our global responsibilities"), "We analyse & interpret data & graphs to the BEST of our ability", "We use maps & refer to locations" (with a sub-note: "We use real world examples"), "We always make links to the question safely & accurately", and "We use diagrams & data to help with our learning" (with a sub-note: "We learn & use geography key terms"). At the bottom, it says "SUBJECT WAYS" and includes a small circular logo on the left.

Have your say! ✨

At WPT we're always looking for feedback. If you have any thoughts/opinions on this Curriculum Newsletter, its content or the curriculum in general, please click on the title to fill out a short feedback form.